



# QUESTIONNAIRE SHORT FORM STRAIGHT

Name: \_\_\_\_\_

Boat type: \_\_\_\_\_

Model year: \_\_\_\_\_

Length: \_\_\_\_\_

Beam: \_\_\_\_\_

Weight: \_\_\_\_\_

Top speed: \_\_\_\_\_

Engine (hp): \_\_\_\_\_

Shaft

Outboard

Sterndrive

Pod drive\*

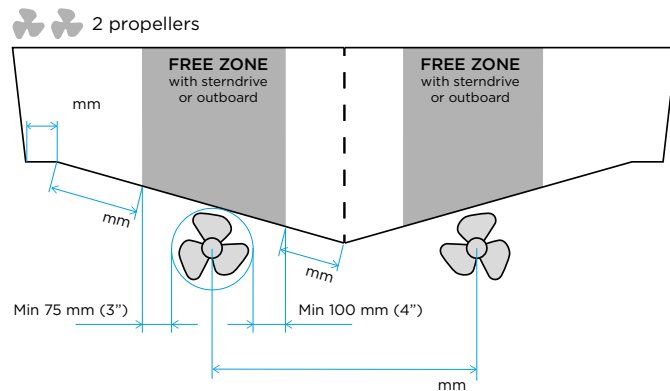
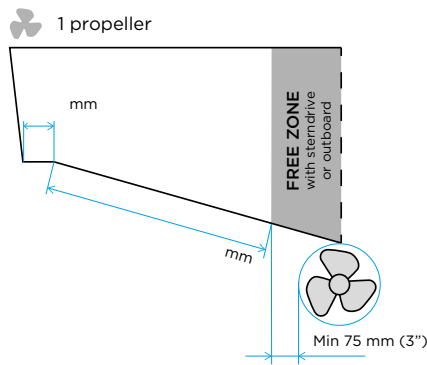
Waterjet

Number of engines: \_\_\_\_\_

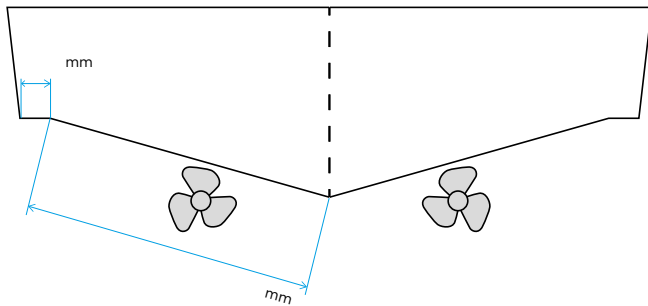
Diameter of propeller: \_\_\_\_\_

\*Pod drives, e.g. the Volvo Penta IPS, MerCruiser Cummins Zeus, and ZF Marine 4000

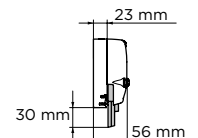
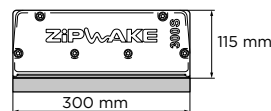
## Mounting surface (write down measurements)



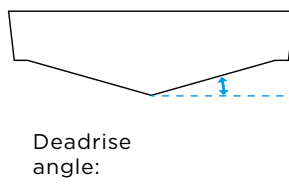
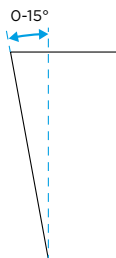
**Pod drives**, including the Volvo Penta IPS, MerCruiser Cummins Zeus and ZF Marine 4000



**Interceptor dimensions (mm):**



## Angles



Transom angle: \_\_\_\_\_

Deadrise angle: \_\_\_\_\_



Complete with photos