



NEWSLETTER

NOVEMBER 17TH 2015

SOFTWARE VERSION 2.1 - NEW FEATURES

The new Zipwake Series S Software Version 2.1 incorporates 3 major features and a number of smaller enhancements, all aiming to make the system more user-friendly and delivering maximum performance.

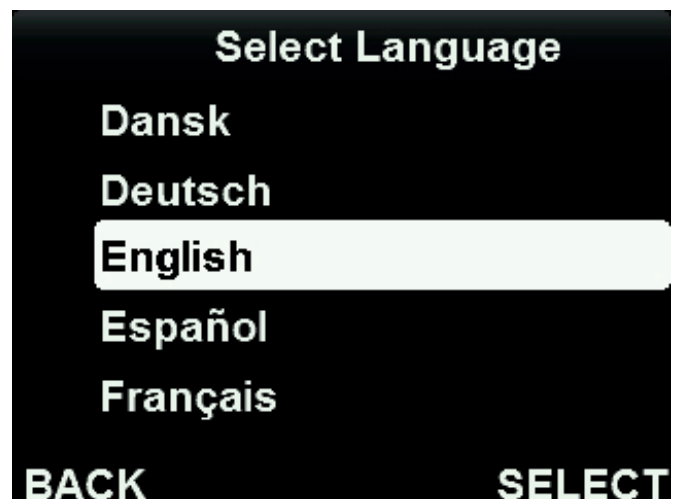
MULTI LANGUAGES

The CP-S control panel now provides a selection of 12 languages arranged in alphabetic order.

1. Dansk	7. Nederlands
2. Deutsch	8. Norsk
3. English	9. Polski
4. Español	10. Suomi
5. Français	11. Svenska
6. Italiano	12. Türk

To change language, follow the steps below:

1. Press the **MENU** button to bring up the menu items.
2. Highlight **Select Language** by turning either the PITCH wheel or the ROLL wheel, then press **SELECT** using the **RIGHT SOFT** button (**AUTO** button).
3. Highlight the language of choice, and then press **SELECT**.



The multi-lingual control panel is accompanied by new versions of the Operator's manual, now covering a total of 10 languages. The same apply to the system's Installation Guide.

They can all be readily downloaded from www.zipwake.com on a format easily printed on home printers. The current languages are:

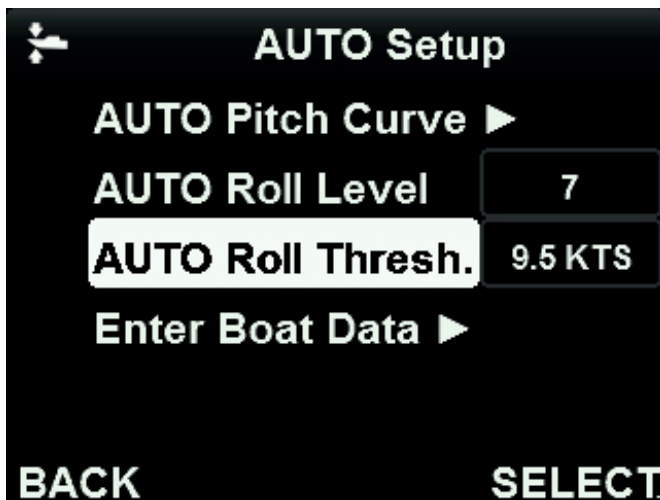
1. English	6. Norwegian
2. Finnish	7. Polish
3. French	8. Spanish
4. German	9. Swedish
5. Italian	10. Turkish

AGILE ROLL CONTROL

Advanced improvements have been made to the system's automatic motion controller and sensor fusion algorithms for more agile roll control in turns and in a seaway. This is without bringing in the rudder angle as a control parameter or interfacing other onboard systems. The enhancements are particularly noticeable on small fast boats. New features are also:



a) Indication of current auto roll level in the main display.



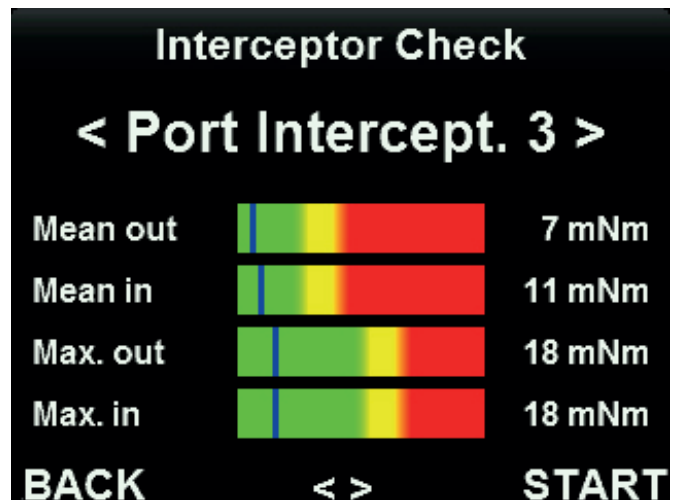
b) Adjustable auto roll threshold speed, i.e. the boat speed at which the automatic roll control becomes active. Access is via **MENU > AUTO Setup**.

INTERCEPTOR CHECK

With the purpose of monitoring the status of each interceptor over time, a new feature named **Interceptor Check** has been added under **Advanced Setup**. When selected, each interceptor makes 5 consecutive stroke cycles and its servo motor torque is measured throughout and then presented as mean and maximum values for the blade moving out and in, respectively. For easy grading of the torque levels, the numerical values are depicted in green-to-red color bar graphs, here green being acceptable whereas red is too high. Turning of either the ROLL wheel or the PITCH wheel toggles different positioned interceptors, i.e. from Port Interceptor 1 to Starboard Interceptor 1, etc.

It is recommended that a first check is always made right after installing the interceptors, before launching the boat. If an interceptor then shows excessive servo motor torque, the prime suspect is the flatness of the transom behind the interceptor and/or excess antifouling between its blades.

Corrective actions are always necessary in the event that too high torque levels are observed, be it related to transom flatness, excess antifouling, blade damage or marine growth.



SYSTEM UPGRADE

Download the latest software upgrade file from www.zipwake.com and copy it to the root of a high quality USB memory stick. Then refer to the Operator's Manual Section 15 and follow the remaining steps.

